

Mineworkers Pension Scheme

Engagement by region

Over the last quarter we engaged with **124** companies held in the Mineworkers Pension Scheme portfolios on a range of **261** social, environmental and governance issues.

Global

We engaged with **124** companies over the last quarter.



- Environmental 14.6%
- Social and ethical 24.9%
- Governance 46.0%
- Strategy and risk 10.3%
- Stewardship 4.2%

Developed Asia

We engaged with **18** companies over the last quarter.



- Environmental 6.9%
- Social and ethical 37.9%
- Governance 41.4%
- Strategy and risk 5.2%
- Stewardship 8.6%

Emerging and Frontier Markets

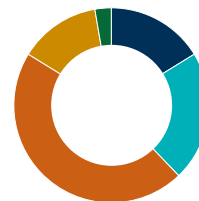
We engaged with **19** companies over the last quarter.



- Environmental 12.8%
- Social and ethical 25.5%
- Governance 23.4%
- Strategy and risk 29.8%
- Stewardship 8.5%

Europe

We engaged with **20** companies over the last quarter.



- Environmental 16.2%
- Social and ethical 21.6%
- Governance 45.9%
- Strategy and risk 13.5%
- Stewardship 2.7%

North America

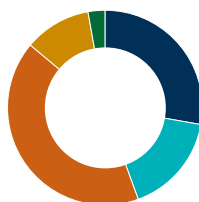
We engaged with **51** companies over the last quarter.



- Environmental 14.5%
- Social and ethical 20.5%
- Governance 63.9%
- Strategy and risk 1.2%

United Kingdom

We engaged with **16** companies over the last quarter.



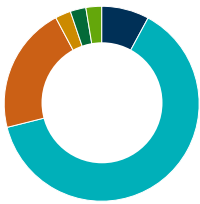
- Environmental 27.8%
- Social and ethical 16.7%
- Governance 41.7%
- Strategy and risk 11.1%
- Stewardship 2.8%

Engagement by issue

Over the last quarter we engaged with **124** companies held in the Mineworkers Pension Scheme portfolios on a range of **261** social, environmental and governance issues.

Environmental

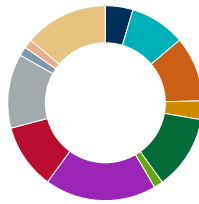
Environmental issues featured in **14.6%** of our engagements over the last quarter.



- Biodiversity **7.9%**
- Climate change/carbon intensity **63.2%**
- Environmental management **21.1%**
- Forestry **2.6%**
- Oil sands **2.6%**
- Waste **2.6%**

Social and ethical

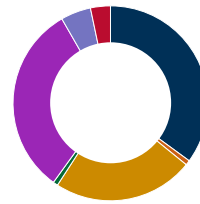
Social issues featured in **24.9%** of our engagements over the last quarter.



- Access to medicine **4.6%**
- Bribery and corruption **9.2%**
- Community relations **10.8%**
- Corporate culture **3.1%**
- Customer relations **12.3%**
- Diversity **1.5%**
- Health and safety **18.5%**
- Labour rights/employee relations **10.8%**
- Licence to operate **12.3%**
- Munitions manufacture **1.5%**
- Political risk management **1.5%**
- Supply chain management **13.8%**

Governance

Governance issues featured in **46.0%** of our engagements over the last quarter.



- Board structure **35.0%**
- Conflicts of interest **0.8%**
- Other governance **23.3%**
- Poison pill **0.8%**
- Remuneration **31.7%**
- Separation of chair/CEO **5.0%**
- Succession planning **3.3%**

Strategy and risk

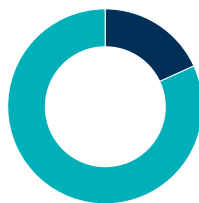
Strategy and risk issues featured in **10.3%** of our engagements over the last quarter.



- Business strategy **33.3%**
- Reporting/disclosure **14.8%**
- Reputational risk **3.7%**
- Risk management **48.1%**

Stewardship

Stewardship issues featured in **4.2%** of our engagements over the last quarter.



- Accounting or auditing issues **18.2%**
- Shareholder communications **81.8%**