

Mineworkers Pension Scheme

Engagement by region

Over the last quarter we engaged with 39 companies held in the Mineworkers Pension Scheme portfolios on a range of 77 social, environmental and governance issues.

Asia

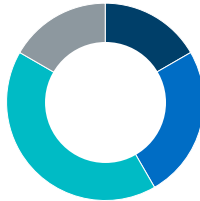
We engaged with seven companies over the last quarter.



- Social and ethical 28.57%
- Governance 42.86%
- Strategy & risk 28.57%

Emerging & Frontier Markets

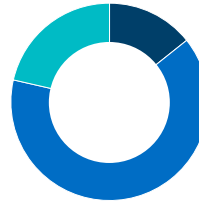
We engaged with six companies over the last quarter.



- Environmental 16.67%
- Social and ethical 25.00%
- Governance 41.67%
- Strategy & risk 16.67%

Europe

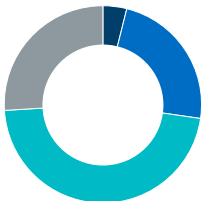
We engaged with ten companies over the last quarter.



- Social and ethical 14.29%
- Governance 64.29%
- Strategy & risk 21.43%

Global

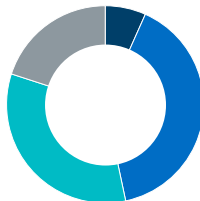
We engaged with 39 companies over the last quarter.



- Environmental 3.90%
- Social and ethical 23.38%
- Governance 46.75%
- Strategy & risk 25.97%

North America

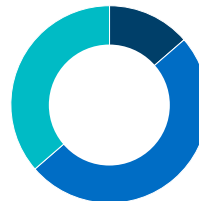
We engaged with nine companies over the last quarter.



- Environmental 6.67%
- Social and ethical 40.00%
- Governance 33.33%
- Strategy & risk 20.00%

UK

We engaged with seven companies over the last quarter.



- Social and ethical 13.64%
- Governance 50.00%
- Strategy & risk 36.36%

Mineworkers Pension Scheme

Engagement by issue

Over the last quarter we engaged with 39 companies held in the Mineworkers Pension Scheme portfolios on a range of 77 social, environmental and governance issues.

Environmental

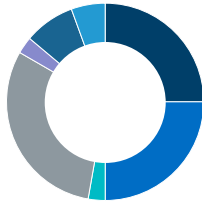
Environmental issues featured in 3.90% of our engagements over the last quarter.



- Climate change/carbon intensity 40.00%
- Health and safety 40.00%
- Other environmental 20.00%

Governance

Governance issues featured in 46.75% of our engagements over the last quarter.



- Board structure 25.00%
- Other governance 25.00%
- Poison pill 2.78%
- Remuneration 30.56%
- Separation of chair/CEO 2.78%
- Shareholder communications 8.33%
- Succession planning 5.56%

Social and ethical

Social issues featured in 23.38% of our engagements over the last quarter.



- Bribery & corruption 31.25%
- Community relations 6.25%
- Corporate culture 12.50%
- Employee relations 12.50%
- Licence to operate 6.25%
- Operations in troubled regions 6.25%
- Other social & ethical 12.50%
- Political risk management 6.25%
- Supply chain (inc child/other labour issues) 6.25%

Strategy & risk

Strategy & risk issues featured in 25.97% of our engagements over the last quarter.



- Business strategy 50.00%
- Risk of management 50.00%