

Mineworkers Pension Scheme

Engagement by region

Over the last quarter we engaged with 54 companies held in the Mineworkers Pension Scheme portfolios on a range of 115 social, environmental and governance issues.

Global

We engaged with 54 companies over the last quarter.



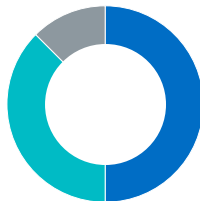
Australia and New Zealand

We engaged with one company over the last quarter.



Developed Asia

We engaged with four companies over the last quarter.



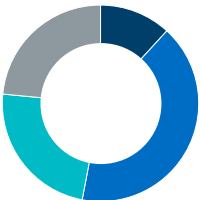
Emerging and Frontier Markets

We engaged with 16 companies over the last quarter.



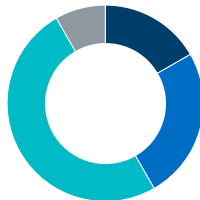
Europe

We engaged with eight companies over the last quarter.



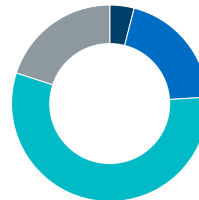
North America

We engaged with 13 companies over the last quarter.



UK

We engaged with 12 companies over the last quarter.



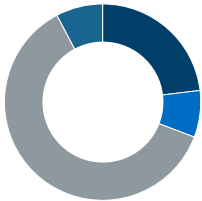
Mineworkers Pension Scheme

Engagement by issue

Over the last quarter we engaged with 54 companies held in the Mineworkers Pension Scheme portfolios on a range of 115 social, environmental and governance issues.

Environmental

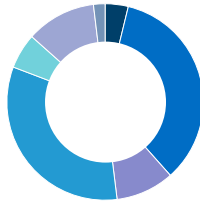
Environmental issues featured in 11.3% of our engagements over the last quarter.



- Climate change/carbon intensity **23.1%**
- Forestry **7.7%**
- Other environmental **61.5%**
- Water stress **7.7%**

Governance

Governance issues featured in 45.2% of our engagements over the last quarter.



- Accounting or auditing issues **3.8%**
- Board structure **34.6%**
- Other governance **9.6%**
- Remuneration **32.7%**
- Separation of chair/CEO **5.8%**
- Succession planning **11.5%**
- Voting rights – not 1 share 1 vote **1.9%**

Social and ethical

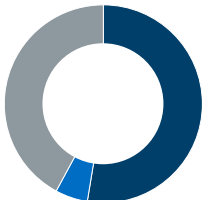
Social issues featured in 27.0% of our engagements over the last quarter.



- Access to medicine **6.5%**
- Bribery and corruption **12.9%**
- Community relations **12.9%**
- Corporate culture **12.9%**
- Employee relations **9.7%**
- Health and safety **3.2%**
- Licence to operate **9.7%**
- Operations in troubled regions **9.7%**
- Other social and ethical **16.1%**
- Supply chain (inc child/other labour issues) **6.5%**

Strategy and risk

Strategy and risk issues featured in 16.5% of our engagements over the last quarter.



- Business strategy **52.6%**
- Reputational risk **5.3%**
- Risk management **42.1%**