

## Mineworkers Pension Scheme

Over the last quarter we made voting recommendations at **666** meetings (**8,428** resolutions). At **358** of those meetings we recommended opposing one or more resolutions. We recommended voting with management by exception at **13** meetings and abstaining at **one** meeting. We supported management on all resolutions at the remaining **294** meetings.

### Global

We made voting recommendations at **666** meetings (**8,428** resolutions) over the last quarter.



- Total meetings in favour **44.1%**
- Meetings against (or against AND abstain) **53.8%**
- Meetings abstained **0.2%**
- Meetings with management by exception **2.0%**

### Australia and New Zealand

We made voting recommendations at **two** meetings (**10** resolutions) over the last quarter.



- Total meetings in favour **50.0%**
- Meetings against (or against AND abstain) **50.0%**

### Developed Asia

We made voting recommendations at **85** meetings (**1,044** resolutions) over the last quarter.



- Total meetings in favour **35.3%**
- Meetings against (or against AND abstain) **58.8%**
- Meetings with management by exception **5.9%**

### Emerging and Frontier Markets

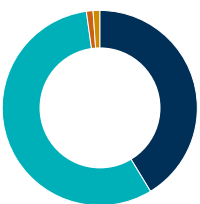
We made voting recommendations at **259** meetings (**2,712** resolutions) over the last quarter.



- Total meetings in favour **44.0%**
- Meetings against (or against AND abstain) **56.0%**

### Europe

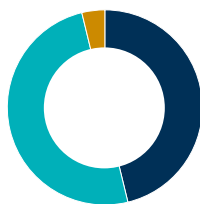
We made voting recommendations at **92** meetings (**1,435** resolutions) over the last quarter.



- Total meetings in favour **41.3%**
- Meetings against (or against AND abstain) **56.5%**
- Meetings abstained **1.1%**
- Meetings with management by exception **1.1%**

### North America

We made voting recommendations at **186** meetings (**2,488** resolutions) over the last quarter.



- Total meetings in favour **46.2%**
- Meetings against (or against AND abstain) **50.0%**
- Meetings with management by exception **3.8%**

### United Kingdom

We made voting recommendations at **42** meetings (**739** resolutions) over the last quarter.

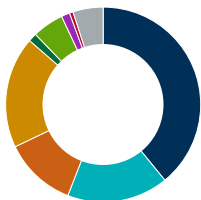


- Total meetings in favour **59.5%**
- Meetings against (or against AND abstain) **40.5%**

The issues on which we recommended voted against management or abstaining on resolutions are shown below.

Global

We recommended voting against or abstaining on **844** resolutions over the last quarter.



- Board structure **39.1%**
- Remuneration **16.8%**
- Shareholder resolution **12.0%**
- Capital structure and dividends **18.5%**
- Amend articles **1.4%**
- Audit and accounts **5.2%**
- Governance **1.4%**
- Poison pill/Anti-takeover device **0.6%**
- Other **5.0%**

Australia and New Zealand

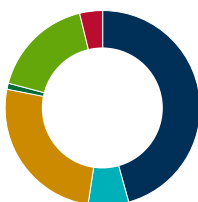
We recommended voting against or abstaining on **one** resolution over the last quarter.



- Remuneration **100.0%**

Developed Asia

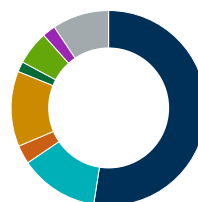
We recommended voting against or abstaining on **105** resolutions over the last quarter.



- Board structure **45.7%**
- Remuneration **6.7%**
- Capital structure and dividends **25.7%**
- Amend articles **1.0%**
- Audit and accounts **17.1%**
- Poison pill/Anti-takeover device **3.8%**

Emerging and Frontier Markets

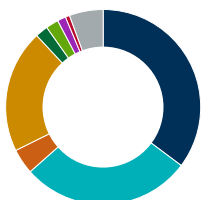
We recommended voting against or abstaining on **360** resolutions over the last quarter.



- Board structure **52.5%**
- Remuneration **13.1%**
- Shareholder resolution **3.1%**
- Capital structure and dividends **12.5%**
- Amend articles **1.7%**
- Audit and accounts **5.6%**
- Governance **2.2%**
- Other **9.4%**

Europe

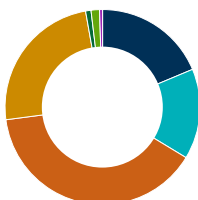
We recommended voting against or abstaining on **142** resolutions over the last quarter.



- Board structure **35.2%**
- Remuneration **28.2%**
- Shareholder resolution **4.2%**
- Capital structure and dividends **20.4%**
- Amend articles **2.1%**
- Audit and accounts **2.1%**
- Governance **1.4%**
- Poison pill/Anti-takeover device **0.7%**
- Other **5.6%**

North America

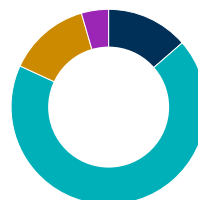
We recommended voting against or abstaining on **214** resolutions over the last quarter.



- Board structure **18.7%**
- Remuneration **15.0%**
- Shareholder resolution **39.3%**
- Capital structure and dividends **24.3%**
- Amend articles **0.9%**
- Audit and accounts **1.4%**
- Governance **0.5%**

United Kingdom

We recommended voting against or abstaining on **22** resolutions over the last quarter.



- Board structure **13.6%**
- Remuneration **68.2%**
- Capital structure and dividends **13.6%**
- Governance **4.5%**