

Mineworkers Pension Scheme

Engagement by region

Over the last quarter we engaged with **87** companies held in the Mineworkers Pension Scheme portfolios on a range of **219** social, environmental and governance issues.

Global

We engaged with **87** companies over the last quarter.



Developed Asia

We engaged with **18** companies over the last quarter.



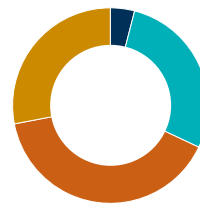
Emerging and Frontier Markets

We engaged with **21** companies over the last quarter.



Europe

We engaged with **11** companies over the last quarter.



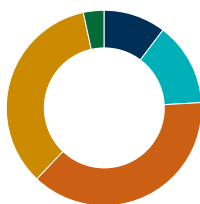
North America

We engaged with **27** companies over the last quarter.



United Kingdom

We engaged with **10** companies over the last quarter.

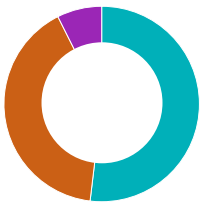


Engagement by issue

Over the last quarter we engaged with **87** companies held in the Mineworkers Pension Scheme portfolios on a range of **219** social, environmental and governance issues.

Environmental

Environmental issues featured in **12.3%** of our engagements over the last quarter.



- Climate change/carbon intensity **51.9%**
- Environmental management **40.7%**
- Water stress **7.4%**

Social and ethical

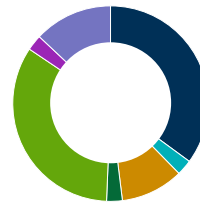
Social issues featured in **22.8%** of our engagements over the last quarter.



- Access to medicine **4.0%**
- Bribery and corruption **22.0%**
- Community relations **6.0%**
- Corporate culture **6.0%**
- Customer relations **10.0%**
- Health and safety **14.0%**
- Labour rights/employee relations **8.0%**
- Licence to operate **10.0%**
- Munitions manufacture **4.0%**
- Operations in troubled regions **2.0%**
- Supply chain management **14.0%**

Governance

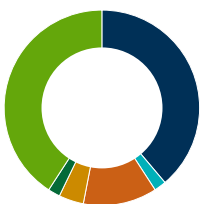
Governance issues featured in **35.2%** of our engagements over the last quarter.



- Board structure **35.1%**
- Committee structure **2.6%**
- Other governance **10.4%**
- Related-party transactions **2.6%**
- Remuneration **33.8%**
- Separation of chair/CEO **2.6%**
- Succession planning **13.0%**

Strategy and risk

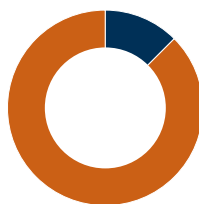
Strategy and risk issues featured in **22.4%** of our engagements over the last quarter.



- Business strategy **38.8%**
- Capital structure **2.0%**
- Reporting/disclosure **12.2%**
- Reputational risk **4.1%**
- Returns to shareholders **2.0%**
- Risk management **40.8%**

Stewardship

Stewardship issues featured in **7.3%** of our engagements over the last quarter.



- Accounting or auditing issues **12.5%**
- Shareholder communications **87.5%**